

Assembling Instruction For W01C

Components



A*4



B*4



C*2

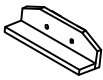


D*4

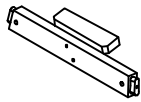


E*1

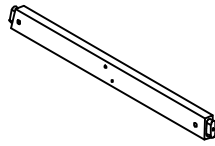
Hardware



① 1pc



② 1pc



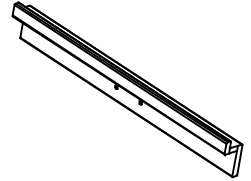
③ 1pc



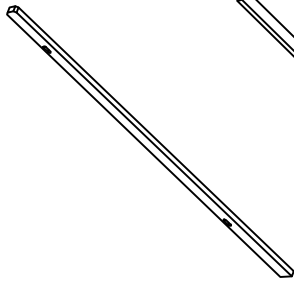
④ 2pcs



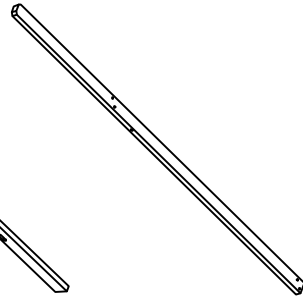
⑤ 2pcs




⑥ 1pc



⑦ 2pcs



⑧ 1pc



⑨ 1pc

